



# RevoSec

## Manual Full-Height Turnstile for Internal Installation

RevoSec is an elegant and transparent full-height turnstile available in many configurations: from model FP with full stainless steel construction, roof, rounded glass panel infill, full panel glass wings and stainless steel column; further enhanced by framed glass panel wings and brush strips (model FG), up to model SL with slated rotor wings and stator bars.

Delivered in a kit form, it is easily transported to the installation site. The RevoSec is available with three (120°) rotor elements for more passage clearance except for the SL120 model where four (90°) rotor elements are available for increased security.

The RevoSec is also available as 1500mm and 1600mm unit diameter.

Passage in both directions is electronically controlled.

The RevoSec offers a standard electro-mechanical head able to prevent two passages at one time, equipped with damper for a silent mechanism and smooth operation.

For models FP and FG, a sensor restricts access to the dead area generating an alarm in case of passage in the unauthorised direction of passage. The door will lock and then release in this direction via a cornice mounted keyswitch.

In the event of an emergency or power-off scenario, the unit can be configured fail-safe i.e. rotor freely rotates or fail-lock i.e. rotor locks. This option is available either in one or both directions of passage.



From



Bishopsgate

**GUNNEBO®**  
For a safer world

# RevoSec

www.gunnebo.com

## Technical Specifications

### Drive

Hand operated. Logic Voltage 24Vac

### Materials

Casework:	304 grade grained stainless steel
Glass Infill:	8.2mm laminated glass panels
Ceiling:	Painted MDF, standard white RAL 9010
Glass Infill:	8.2mm laminated glass panels
Rotor Wings (FP/FG/SL):	10mm thick toughened glass panels laminated 11.5mm thick with brush strips/ slated acrylic wings 20mm thick with stator bars
Rotor Column:	Tubular 304 grade stainless steel

### Mechanism

#### Electro-mechanical head mechanism:

- Positive action lock to prevent two passages at a time
- Self centring mechanism to ensure complete rotation in the rest position
- Anti backup device to prevent reverse rotation once the head moved 30° from rest position
- Hydraulic damper to ensure a smooth and quiet operation

### Power Failure / Fire Alarm

The rotor wings remain locked in the fail-lock configuration (not recommended for FP and FG models to not trap people in the dead area) or can freely rotate in the fail-safe configuration. Fail-Lock or Fail-Safe configuration is available in one or both directions and must be specified at time of order placement. Note that head mechanism fail state will be the same as power failure choice. Input facility is available for voltage free contact to effect fire alarm fail state (COMR1 interface required).

### Interface

#### LCM02 microprocessor control logic:

- One input for opening/locking the mechanism in one direction
- Two protected outputs for control of the opening/locking solenoids
- Four protected outputs for piloting way mode indicators
- Two OV output relays indicating availability of use in either direction
- Two OV outputs to count passage in either direction
- Adjustable time out via parameter change: i.e. Go signal is cancelled if the passage is not completed within a pre-set time (standard default 8sec)

### MODELS

- RevoSec FP90
- RevoSec FP120
- RevoSec FG90
- RevoSec FG120
- RevoSec SL120
- Available in 1500mm and 1600mm unit diameter

### OPTIONS

- Card reader integration
- Painted finish
- Push button console
- Remote console
- Status lights pictogram
- RS485 serial interface
- Floor mat kit
- Stainless steel solid infill panels (replacing glass panels in the drum)

### BENEFITS

- Elegant and transparent design
- Delivered in kit form for ease of transportation to installation site
- Equipped with damper for silent mechanism and smooth operation

### APPLICATIONS

- Government
- Retail
- Finance
- Telecommunications
- IT
- Banking
- Publishing
- Leisure
- Petrochemical
- Education...



From



Bishopsgate

**GUNNEBO**  
For a safer world

# RevoSec

[www.gunnebo.com](http://www.gunnebo.com)

## TECHNICAL DATA

Dimensions	See details on next page
Power Supply	230Vac 50 Hz or 115Vac 60 Hz
Power Rating	50VA
Operating Temperature	0 to +45°C (RH 95% not condensing)
IP rating / MCBF / MTTR	IP 30 / 1.5M cycles / less than 30 min
Flow Rates (approximate figures):	
	Insertion Type Reader: 12 passages per minute
	Swipe Type Reader: 15 passages per minute
	Proximity Reader: "Hands Free": 17 passages per minute

From



Bishopsgate

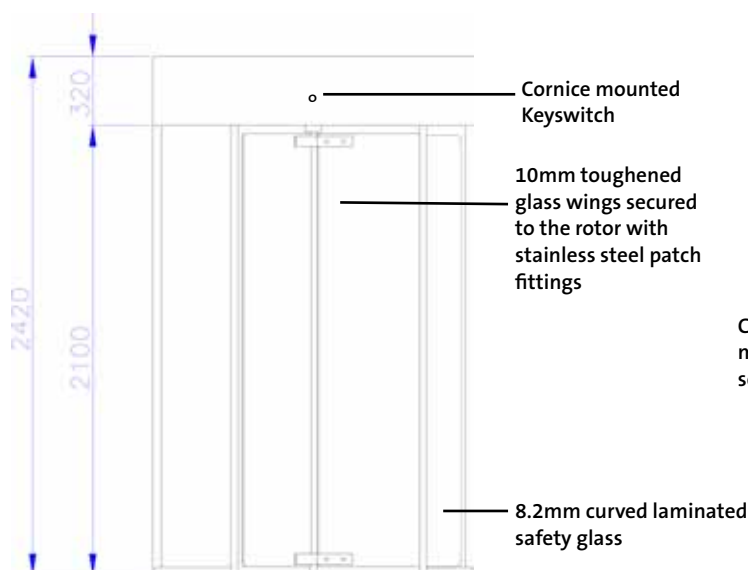
**GUNNEBO®**  
For a safer world

# RevoSec

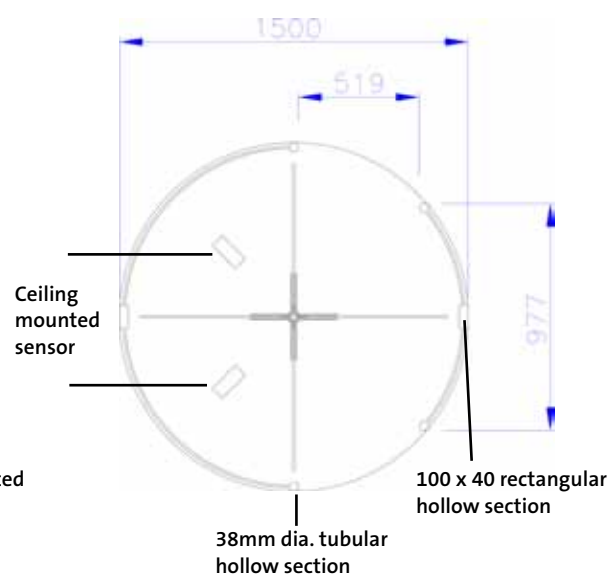
## SITE PREPARATION: 1500mm Unit Diameter

Product is delivered in a kit form and requires lifting equipment.  
Approx. weight: 470Kg (For installation details, please refer to the installation manual).

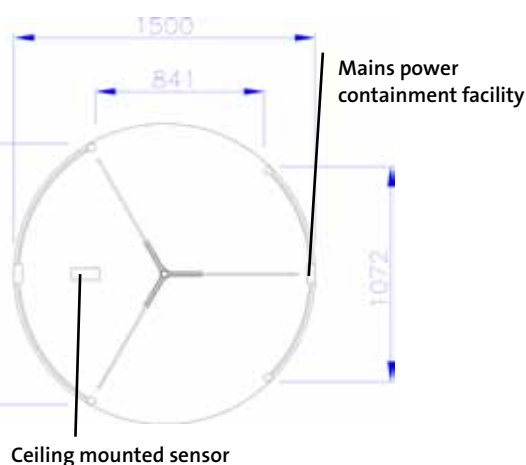
### RevoSec FP120



### RevoSec FP90



For RevoSec FG and SL (120) models, please refer to above layout drawings



### RevoSec FP



10mm thick toughened frameless safety glass

### RevoSec FG



Framed toughened glass panels laminated 11.5mm thick with brush strips

### RevoSec SL



slated acrylic wings 20mm thick with stator bars (not available for 90 degree rotor)

Concrete Base to specification at least fck (cube) 300N/mm<sup>2</sup> of resistance. Base to be flat and level to +/- 5mm over footprint area.  
Dimensions to be > 1700 x 1700 x 150 deep min. (units in mm).

From



Bishopgate

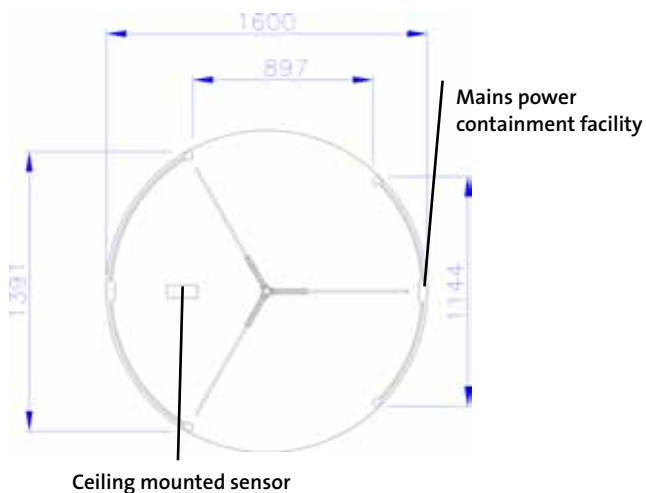
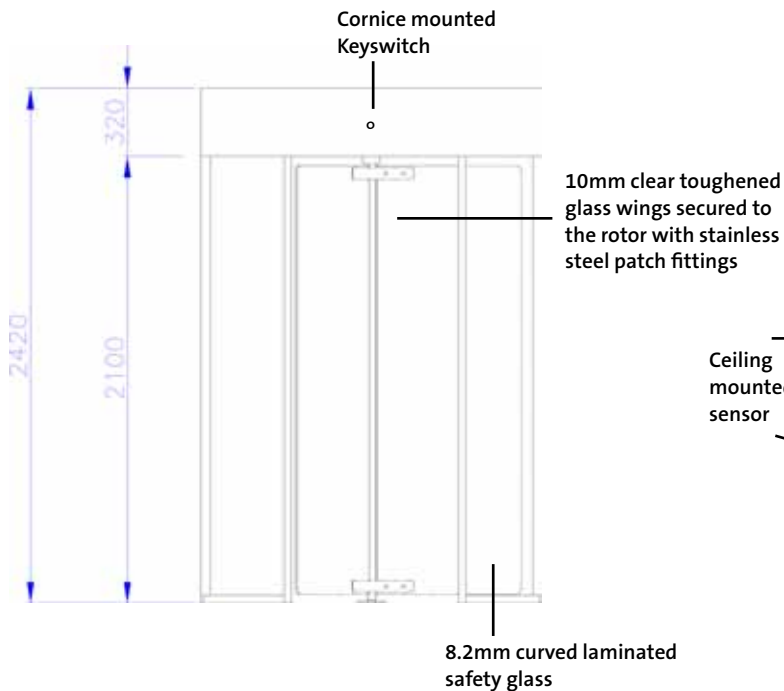
**GUNNEBO**  
For a safer world

# RevoSec

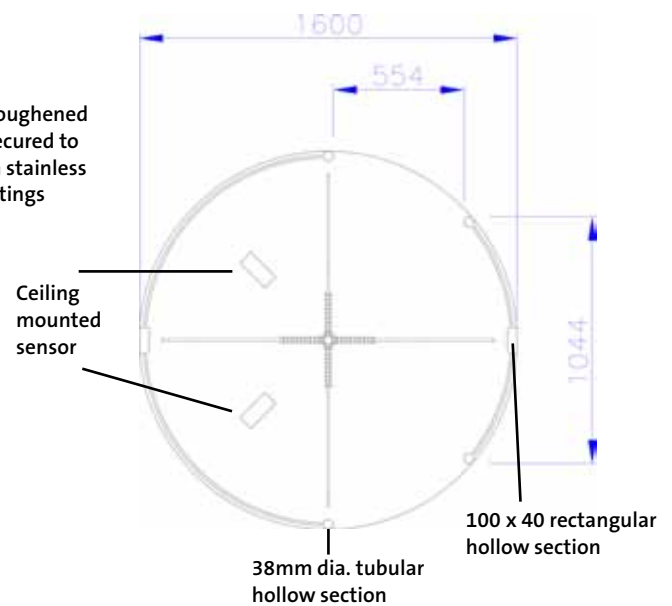
**SITE PREPARATION: 1600mm unit diameter**

Product is delivered in a kit form and requires lifting equipment.  
Approx. weight: 570Kg (For installation details, please refer to the installation manual).

## RevoSec FP120



## RevoSec FP90



For RevoSec FG and SL (120) models, please refer to above layout drawings

Concrete Base to specification at least fck (cube) 300N/mm<sup>2</sup> of resistance. Base to be flat and level to +/- 5mm over footprint area.  
Dimensions to be > 1800 x 1800 x 150 deep min. (units in mm).

# RevoSec

## IMPORTANT

- Any horizontal pipe or conduit running below the RevoSec must be at least 140mm below FFL.
- Metal conduit for cables should be raised at least 50mm from foundation.
- It is the customer's responsibility to ensure the structural integrity and strength of the installation location.
- The dimensions given in this Product Data Sheet are for information only. In order to prepare the installation site, please refer to your usual Gunnebo Customer Service contact.

Note: In pursuit of its policy of continuous refinement and improvement, Gunnebo Entrance Control reserves the right to modify design and details at any time and without notice.



**Bishopsgate Int (Nig) Ltd**  
52a Campbell Street  
Lagos Island CBD  
Lagos State 100221

Tel. +234 (700) 247-4677-4283  
Email: [sales@bishopsgate-nq.com](mailto:sales@bishopsgate-nq.com)  
Web: [www.bishopsgate-nq.com](http://www.bishopsgate-nq.com)

**GUNNEBO®**  
*For a safer world*